Up the River, Down the River

commissioned by the Flute Alliance of the University of North Dakota
in memory of Myrtle "Myrt" Anderson

Brooke Joyce (2019)

Shuffle

A

play your assigned note, repeatedly, slowing down and getting softer. Do not coordinate "slow down" rate.

Flutes 1-6 (1 2 3 4 5 6)

≈ 6"

f *p*

≈ 6"

f *p*

Alto / Bass (A B)

Round 1

B1 (played simultaneously with B2, next page)

Flute 1-6 enter gradually in order, starting with flute 1, flute 2, etc. Play each measure out of tempo, freely and gesturally, creating short and delicate notes, like raindrops. Key clicks only, no air (only resonant pitch).

pp

Repeat as needed. When alto flute enters, finish sequence, then go on to next section (transition should be gradual, one player at a time).

C1 (played simultaneously with C2, next page)

Add a bit of air in this section.

p

When alto and bass finish, go on to the next section, even if you need to skip ahead.

Copyright © 2019 toydogmusic (ASCAP). All rights reserved.

Round 1

B2

(begin when Flute 6 enters)

♩ = 60

3

Bass

espress.

mp

8

f

13

C2

espress.

Alto

mp

sfz

Bass

p

sfz



Continue to the next section

* gradual trill: start slow, get faster


Round 2
= 104
25
Flute 1 (Piccolo)
Flute 2 (Piccolo)
Flute 3
Flute 4
Flute 5
Flute 6
Alto
Bass
mf
tongue stop
sfz


32
sfz


40
sfz


47
7:6
f
p
fp


58